

# Lever Hoists

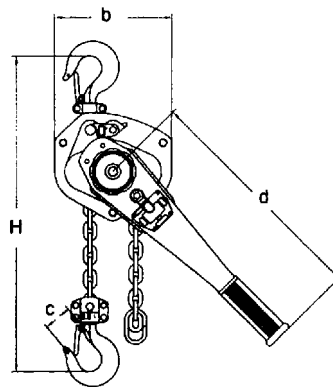
**Capacities: 750kg to 6 tonnes**

## FEATURES

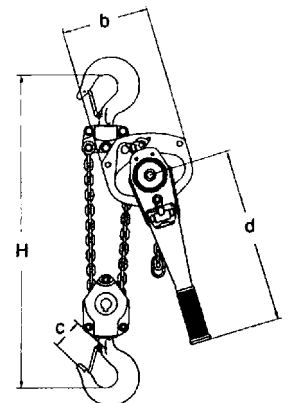
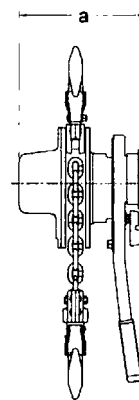
- Robust all steel construction
- Simple Free-wheel operation
- Super strength alloy loadchain  
1.5t, 3t and 6t models fitted with Grade 100 chain
- Powder coated paint finish
- Stainless steel name plates
- Cast steel safety latches
- Four pocket liftwheel
- Forged malleable hooks with wide throat opening and deformation indicators
- Test certificate and instruction manual supplied with every hoist
- Spare parts always available

## IMPORTANT FEATURE

- Minimal pre-load required to activate brake



0.75, 1, 1.5 & 3 tonne



6 tonne

Capacity (tonnes)	Model No.	No. of Falls	Chain dia. (mm)	Load Chain Grade	Effort to Lift Rated Load (kg)	Net Wt. with 1.5m Lift (kg)	Extra Wt. per m (kg)	Dimensions (mm)				
								a	b	c	d	H
0.75	OMLB075	1	6.3	80	15	6.9	0.85	148	128	37	256	295
1.5	OMLB150	1	7.1	100	18	9.7	1.11	163	148	47	368	335
3	OMLB300	1	9.0	100	38	16.3	1.77	191	181	62	368	405
6	OMLB600	2	9.0	100	39	26.7	3.55	191	244	78	368	550

## COMPLIES WITH AS/NZS1418.2

Meets or exceeds all relevant world standards